Under CSR Support by ipca | Foundation

missiongyan LET'S LEARN TOGETHER



CLASS – 6

MATHEMATICS

Chapter – 4

Data Handling and Presentation

Part – 1

Collecting and Organising Data

Lavish Aggarwal

Under CSR Support by ipca | Foundation

OVERVIEW

missiongyan LET'S LEARN TOGETHER



1. Collecting and Organising Data
2. Pictographs
3. Bar Graphs
4. Infographics

Under CSR Support by ipca | Foundation

missiongyan LET'S LEARN TOGETHER

DATA

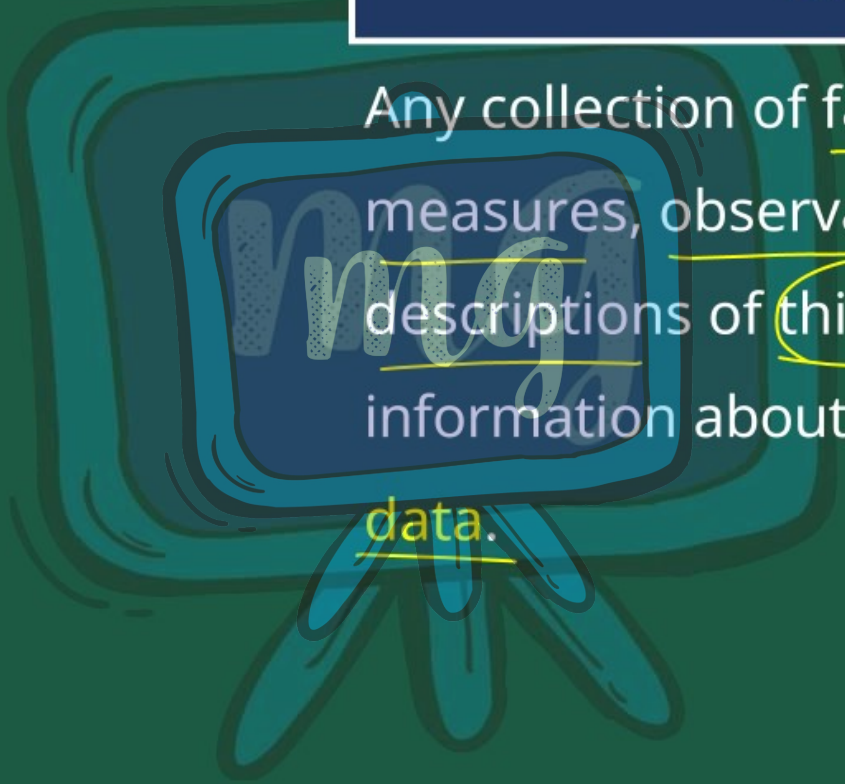

Any collection of facts, numbers, measures, observations or other descriptions of things that convey information about those things is called data.

Under CSR Support by ipca | Foundation

missiongyan LET'S LEARN TOGETHER

DATA COLLECTION

Navya and Naresh are discussing their favourite games.



Cricket is my favourite game

I play cricket sometimes but hockey is the game I like the most.





I think cricket is the most popular game in our class.

I am not sure. How can we find the most popular game in our class?





To figure out the most popular game in their class, what should Navya and Naresh do? Can you help them?

Under CSR Support by ipca | Foundation

missiongyan LET'S LEARN TOGETHER

Naresh and Navya decided to go to each student in the class and ask what their favourite game is. Then they prepared a list.

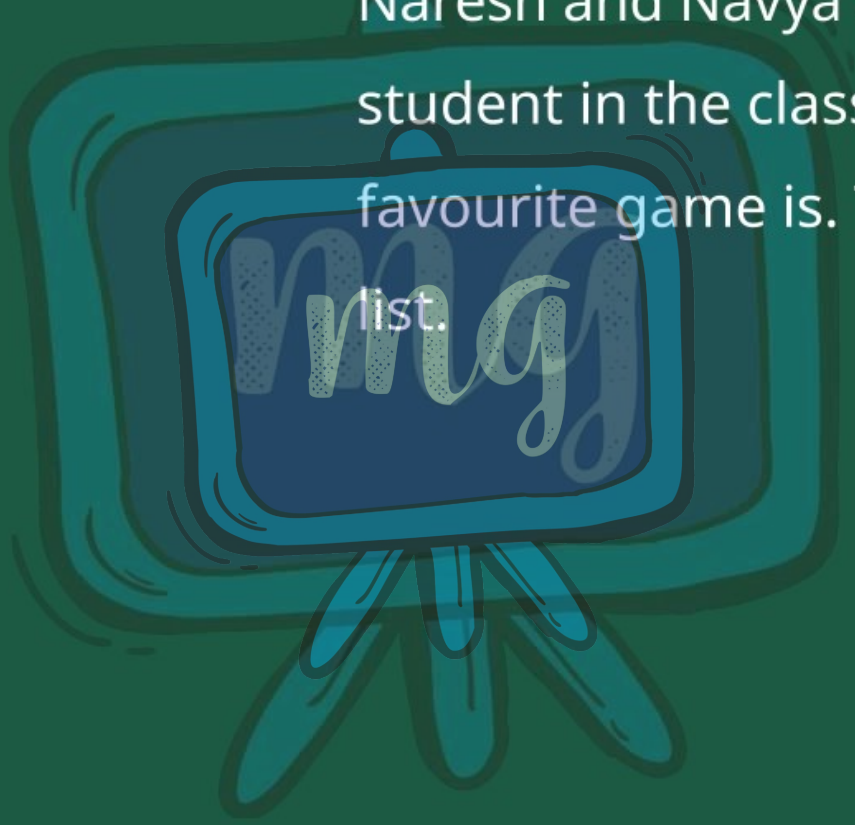

Under CSR Support by ipca | Foundation

missiongyan LET'S LEARN TOGETHER

Mehnoor Kabaddi	Pushkal - Satoliya (Pittu)	Anaya - Kabaddi
Jubimon - Hockey	Densy - Badminton	Jivisha-Satoliya (Pittu)
Simran-Kabaddi	Jivika - Satoliya (Pittu)	Rajesh - Football
Nand - Satoliya (Pittu)	Leela - Hockey	Thara Football
Ankita - Kabaddi	Afshan - Hockey	Soumya Cricket
Imon - Hockey	Keerat - Cricket	Navjot - Hockey
Yuvraj - Cricket	Gurpreet - Hockey	Hemal - Satoliya (Pittu)
Rehana - Hockey	Arsh-Kabaddi	Debabrata - Football
Aarna Badminton	Bhavya - Cricket	Ananya - Hockey
Kompal - Football	Sarah Kabaddi	Hardik – Cricket
Tahira - Cricket		

Under CSR Support by ipca | Foundation

missiongyan LET'S LEARN TOGETHER

ORGANISING DATA

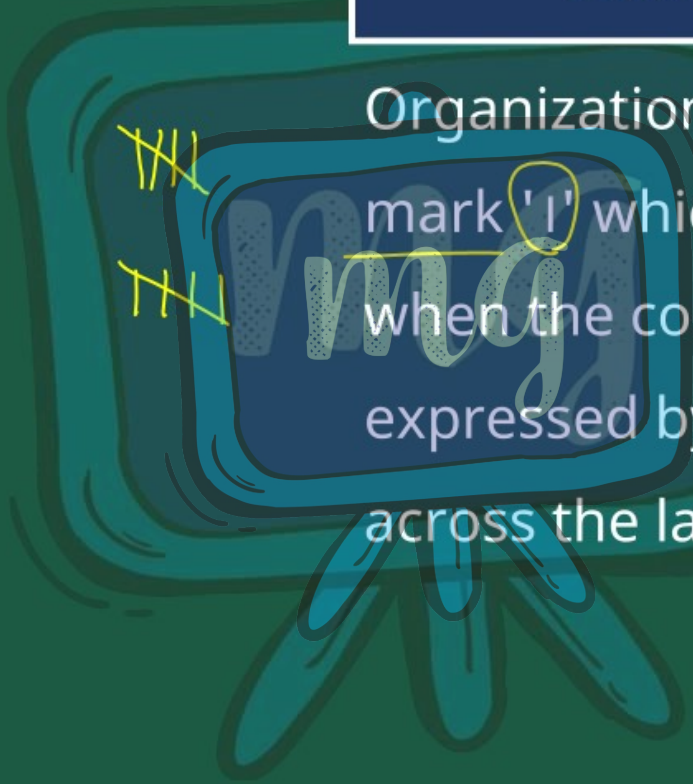

Organization of data is done by a Tally mark 'I' which is readout as 1 and when the count reaches 5 they are expressed by drawing a line diagonally across the last four marks 𝍸.

Under CSR Support by ipca | Foundation

missiongyan LET'S LEARN TOGETHER

Game	Tally Mark	No. of Students
Football	IIII	4
Kabaddi	𝍸 II	7
Hockey	𝍸 III	8
Badminton	II	2
Satoliya (Pittu)	𝍸	5
Cricket	𝍸	5

Frequencies are the counts of the occurrences of values, measures or observations.

Under CSR Support by ipca | Foundation

missiongyan LET'S LEARN TOGETHER



Figure it Out

Under CSR Support by ipca | Foundation

missiongyan LET'S LEARN TOGETHER

1. What would you do to find the most popular game among Naresh's and Navya's classmates?

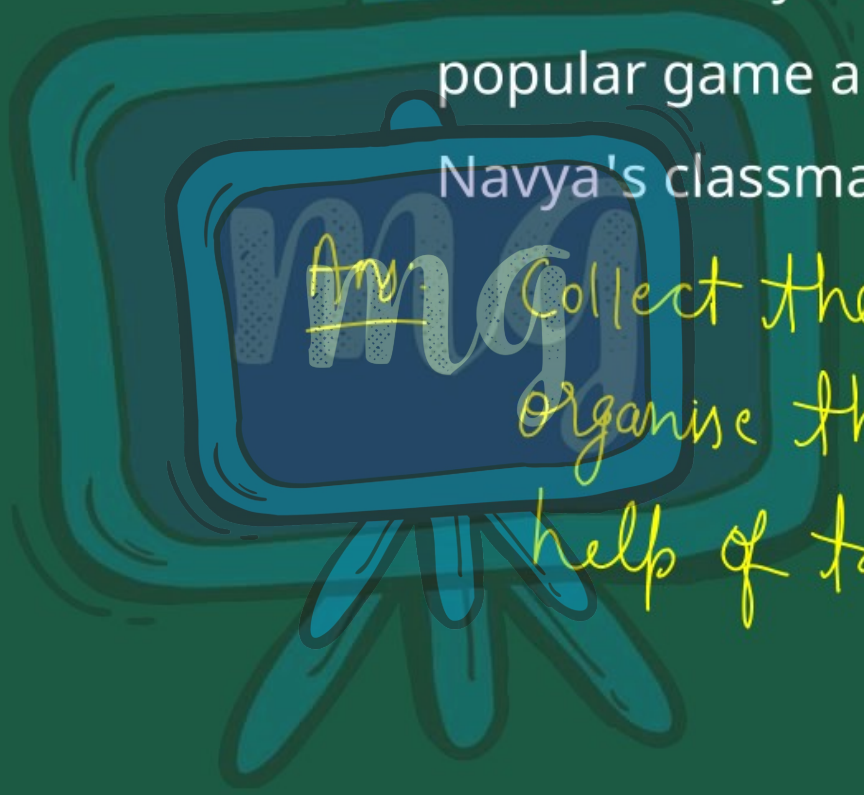

Ans: Collect the data and organise them with the help of tally marks.

Under CSR Support by ipca | Foundation

missiongyan LET'S LEARN TOGETHER

2. What is the most popular game in their class?

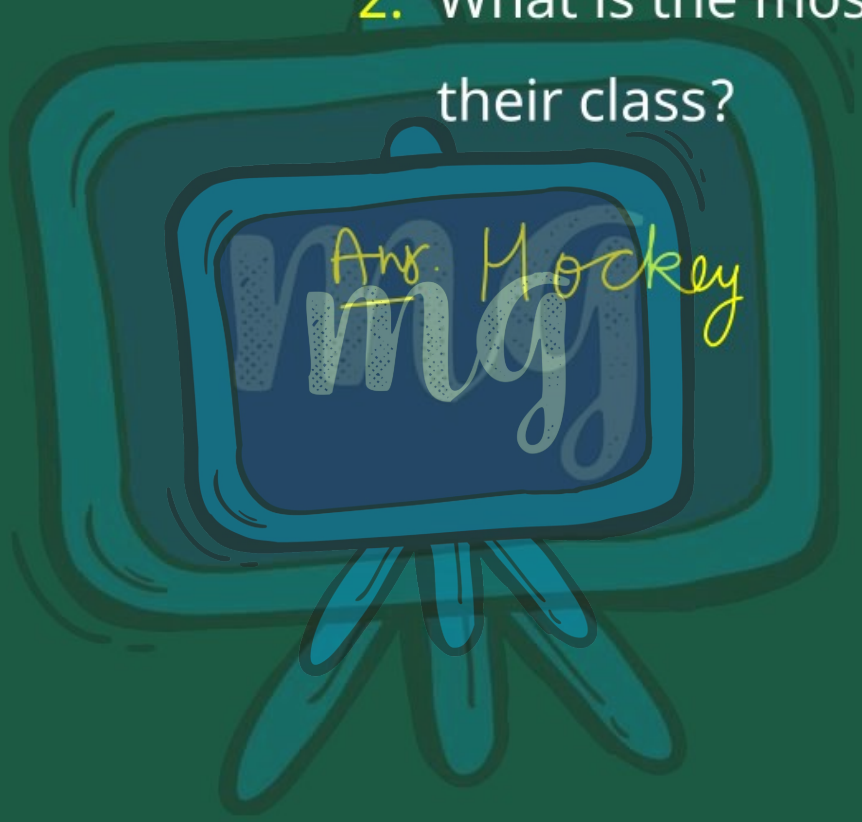

Under CSR Support by ipca | Foundation

LEARNING OUTCOME

missiongyan LET'S LEARN TOGETHER



1. Data
2. Data Collection
3. Data Organisation

Under CSR Support by ipca | Foundation

ASSESSMENT

missiongyan LET'S LEARN TOGETHER

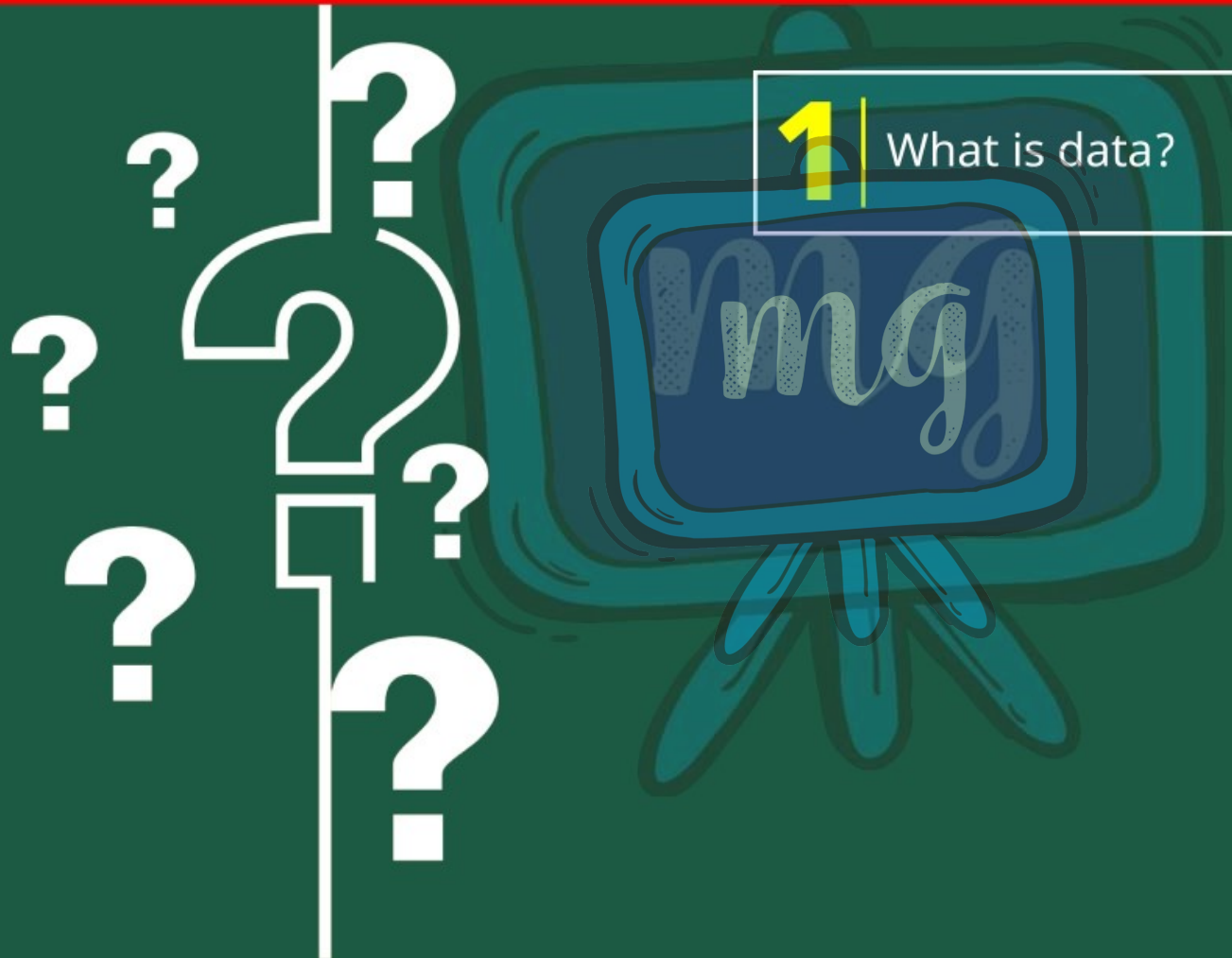

1 What is data?

Under CSR Support by ipca | Foundation

ASSESSMENT

missiongyan LET'S LEARN TOGETHER



1 What is data?

Answer : Any collection of facts, numbers, measures, observations or other descriptions of things that convey information about those things is called data.

Under CSR Support by ipca | Foundation

ASSESSMENT

missiongyan LET'S LEARN TOGETHER

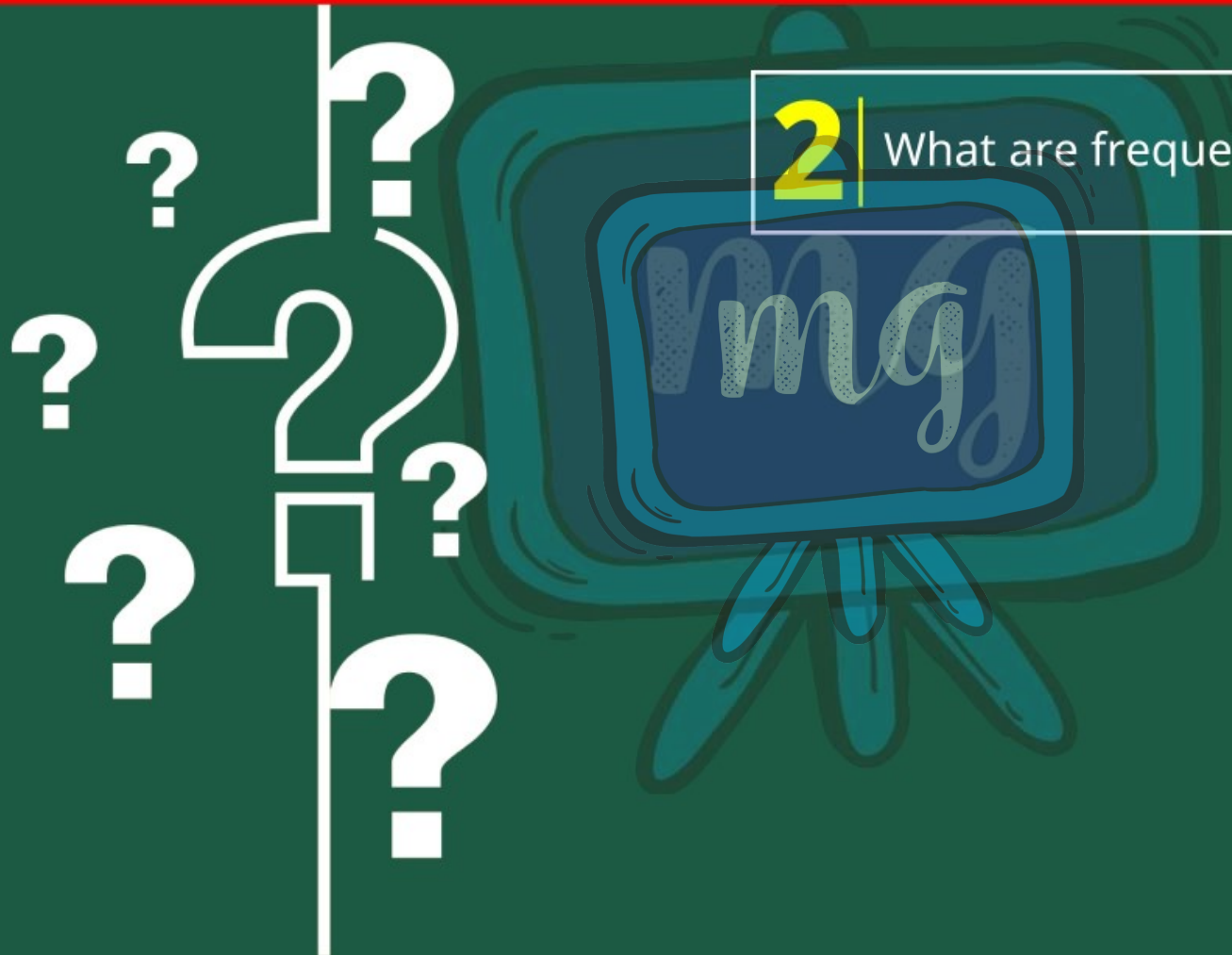

2 What are frequencies ?

Under CSR Support by ipca | Foundation

ASSESSMENT

missiongyan LET'S LEARN TOGETHER



2 What are frequencies ?

Answer : Frequencies are the counts of the occurrences of values, measures or observations.