Under CSR Support by ipca | Foundation

missiongyan LET'S LEARN TOGETHER



CLASS – 6

MATHEMATICS

Chapter – 4

Data Handling and Presentation

Part – 3

Pictographs

Lavish Aggarwal

Under CSR Support by ipca | Foundation

OVERVIEW

missiongyan LET'S LEARN TOGETHER



1. Collecting and Organising Data
2. Pictographs
3. Bar Graphs
4. Infographics

Under CSR Support by ipca | Foundation

missiongyan LET'S LEARN TOGETHER

PICTOGRAPHS

- Pictographs are one visual and suggestive way to represent data without writing any numbers.
- A pictograph represents data through pictures of objects. It helps answer questions about data with just a quick glance.

Under CSR Support by ipca | Foundation

missiongyan LET'S LEARN TOGETHER

Example :

Modes of Travelling	Number of students ☺ = 1 student
Private car	☺☺☺☺ = 4
Public bus	☺☺☺☺☺ = 5
School bus	☺☺☺☺☺☺☺☺☺☺☺ = 11
Cycle	☺☺☺ (3)
Walking	☺☺☺☺☺☺☺ 7

(a) Which mode of travel is used by the most number of students?

Under CSR Support by
ipca | Foundation

missiongyan
LET'S LEARN TOGETHER

(b) Which mode of travel is used by the least number of students?



Under CSR Support by ipca | Foundation

missiongyan LET'S LEARN TOGETHER

Example :

Nand Kishor collected responses from the children of his middle school in Berasia regarding how often they slept at least 9 hours during the night. He prepared a pictograph from the data :

Response	Number of children (▲ = 10 Children)
Always	▲▲▲▲▲ 50
Sometimes	▲▲◢ 25
Never	▲▲▲▲ 40

Under CSR Support by ipca | Foundation

missiongyan LET'S LEARN TOGETHER

Answer the following questions using the pictograph:

1. What is the number of children who always slept at least 9 hours at night?

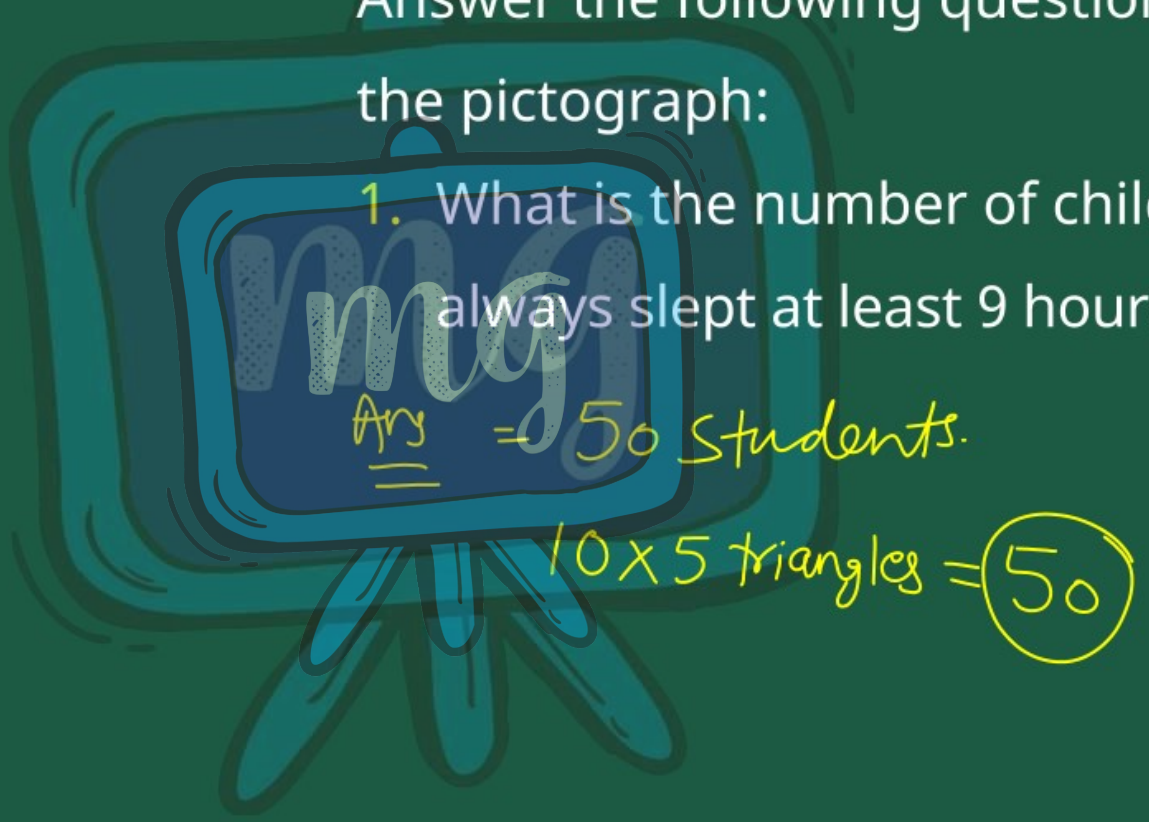

Under CSR Support by ipca | Foundation

missiongyan LET'S LEARN TOGETHER

2. How many children sometimes slept at least 9 hours at night?

Ans: 25 Students.

3. How many children always slept less than 9 hours each night?

= 40 Students.

Under CSR Support by ipca | Foundation

LEARNING OUTCOME

missiongyan LET'S LEARN TOGETHER



Pictographs

Under CSR Support by ipca | Foundation

ASSESSMENT

missiongyan LET'S LEARN TOGETHER

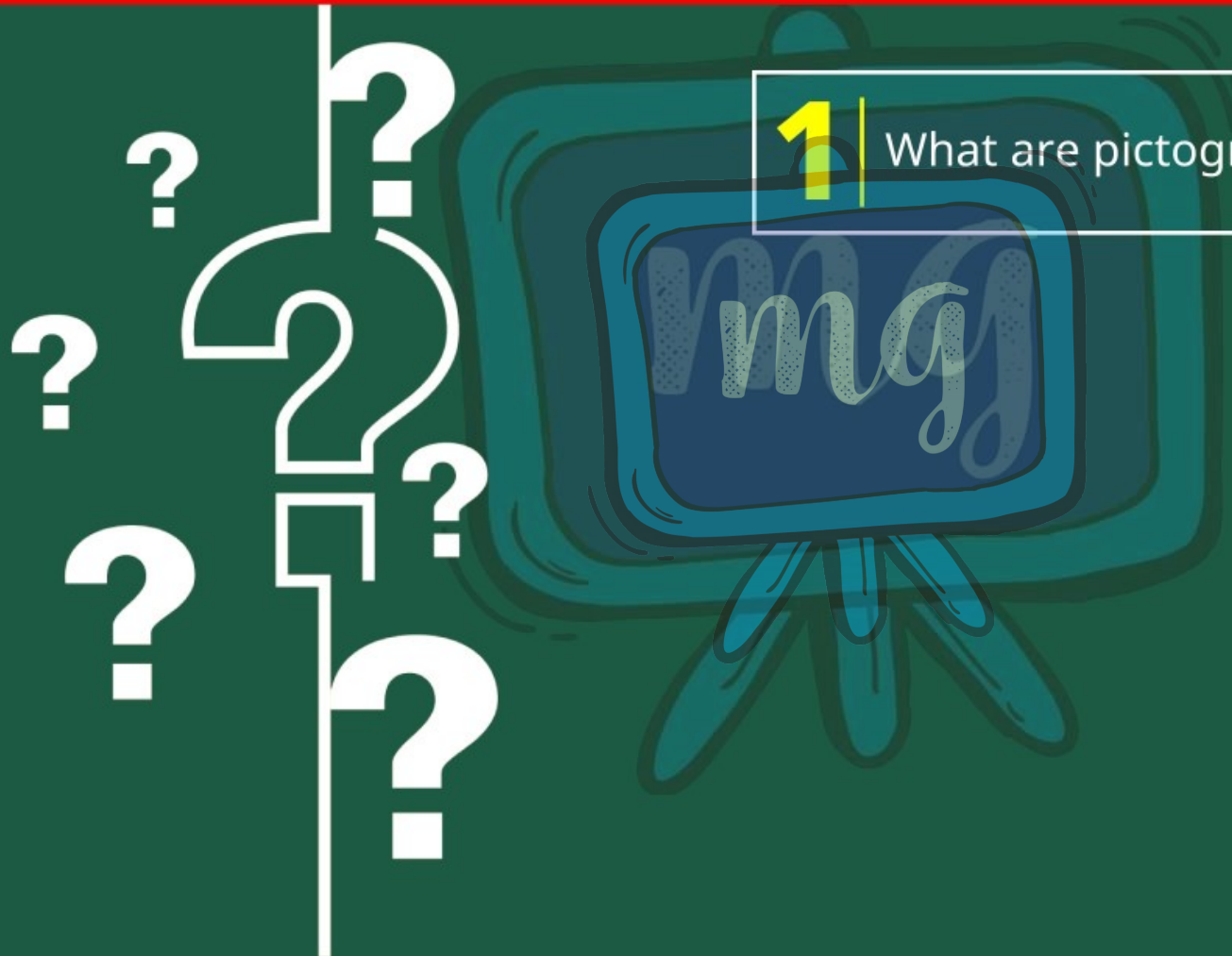

1 | What are pictographs?

Under CSR Support by ipca | Foundation

ASSESSMENT

missiongyan LET'S LEARN TOGETHER



1 What are pictographs?

Answer : A pictograph represents data through pictures of objects. It helps answer questions about data with just a quick glance.