Under CSR Support by ipca Foundation

missiongyan LET'S LEARN TOGETHER



CLASS – 9

SOCIAL SCIENCE

Economics

CH–3 : Poverty as a Challenge

Part – 2

Vulnerable Groups and Global Poverty Scenario

Vaishnavi Agrawal

Under CSR Support by
ipca | Foundation

OVERVIEW

missiongyan
LET'S LEARN TOGETHER



1. Introduction to Poverty
2. Poverty Line
3. Vulnerable Groups
4. Global Poverty Scenario
5. Causes of Poverty
6. Anti-Poverty Measures
7. Future challenges of Poverty

Under CSR Support by ipca | Foundation

missiongyan LET'S LEARN TOGETHER

VULNERABLE GROUPS

- Not all groups in India experience Poverty equally.
- Some are much more Vulnerable.



Under CSR Support by ipca | Foundation

missiongyan LET'S LEARN TOGETHER

MOST VULNERABLE GROUPS

☛ Poverty in India 2011–12: Most Vulnerable Groups

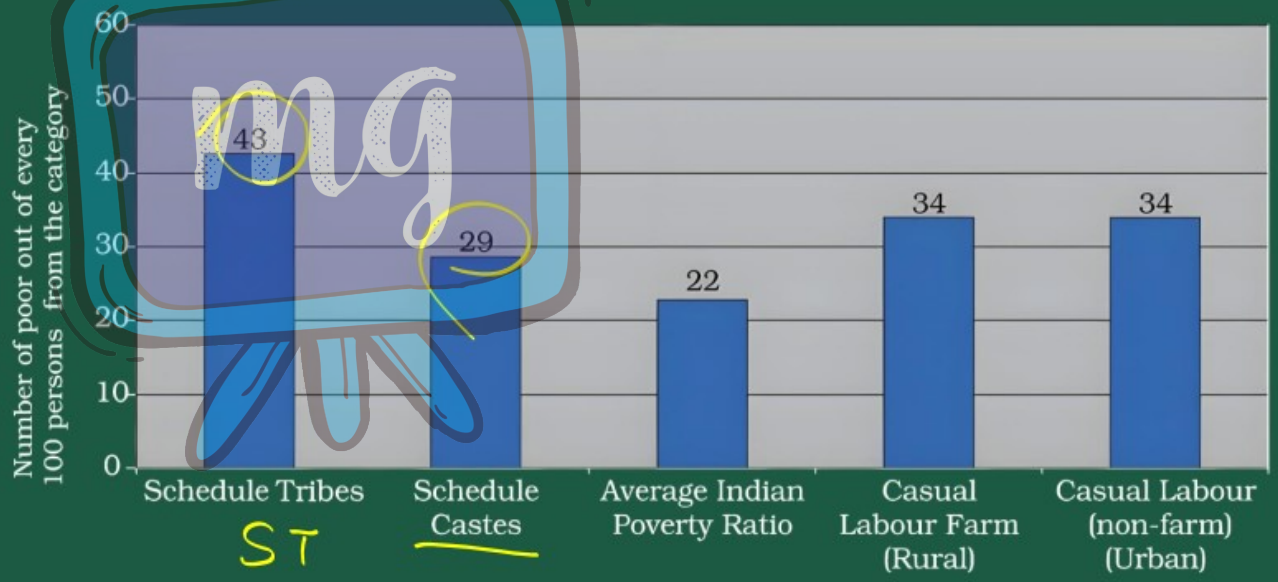

Social Group and Economic Categories

Under CSR Support by ipca | Foundation

missiongyan LET'S LEARN TOGETHER



- Scheduled Castes (SCs) and Scheduled Tribes (STs) are most vulnerable to poverty.
  - 43% of poor people in India belong to STs.
  - 29% of poor people in India belong to SCs.

Under CSR Support by ipca | Foundation

missiongyan LET'S LEARN TOGETHER

☛ Agricultural Labourers (Rural) and Casual Labourers (Urban) are more likely to be poor.

✧ 34% of Casual Urban Workers live below the Poverty Line.

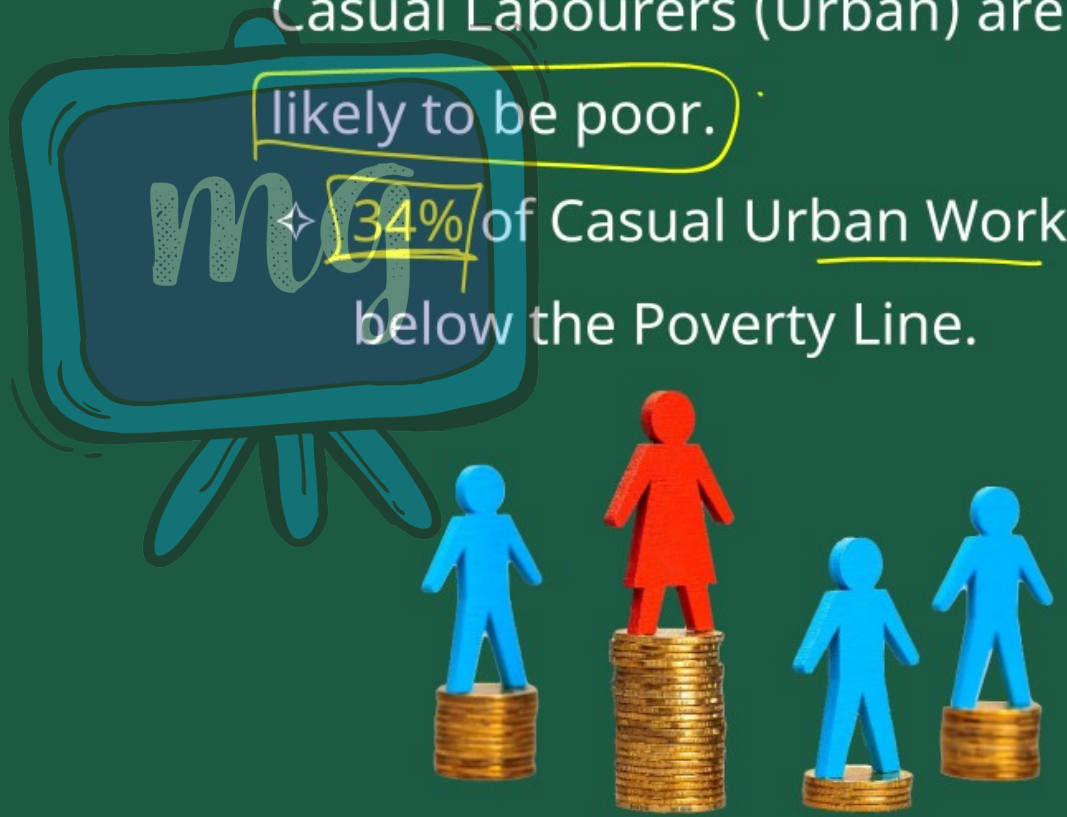

Under CSR Support by ipca | Foundation

missiongyan LET'S LEARN TOGETHER

- Poverty Rates have declined for some groups since 1990 (SCs, Rural Agricultural Labourers, Urban Casual Labourers) except for STs.

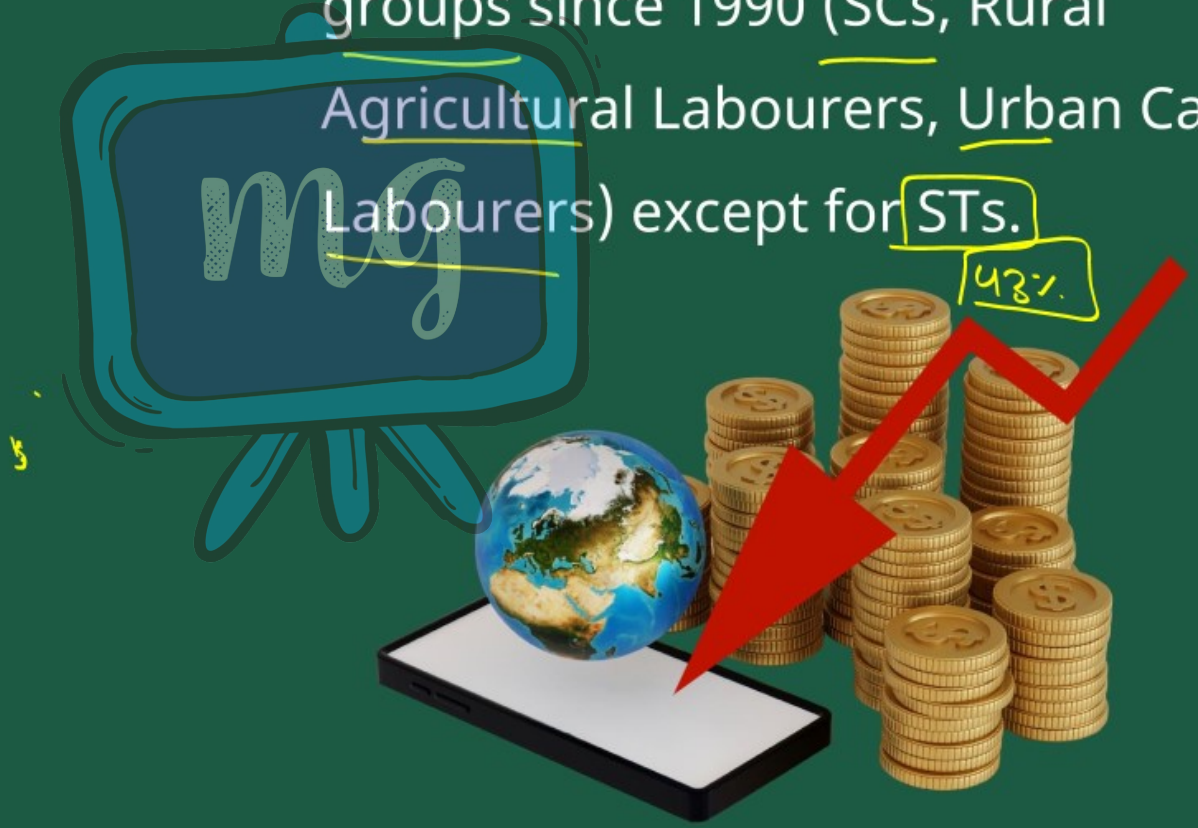

Under CSR Support by ipca | Foundation

missiongyan LET'S LEARN TOGETHER

INEQUALITY WITHIN FAMILIES

- Even within Poor Families, resources may not be shared equally.
- Women, Girls and Elderly people may be more disadvantaged.



Under CSR Support by
ipca | Foundation

missiongyan
LET'S LEARN TOGETHER

INTER-STATE DISPARITIES

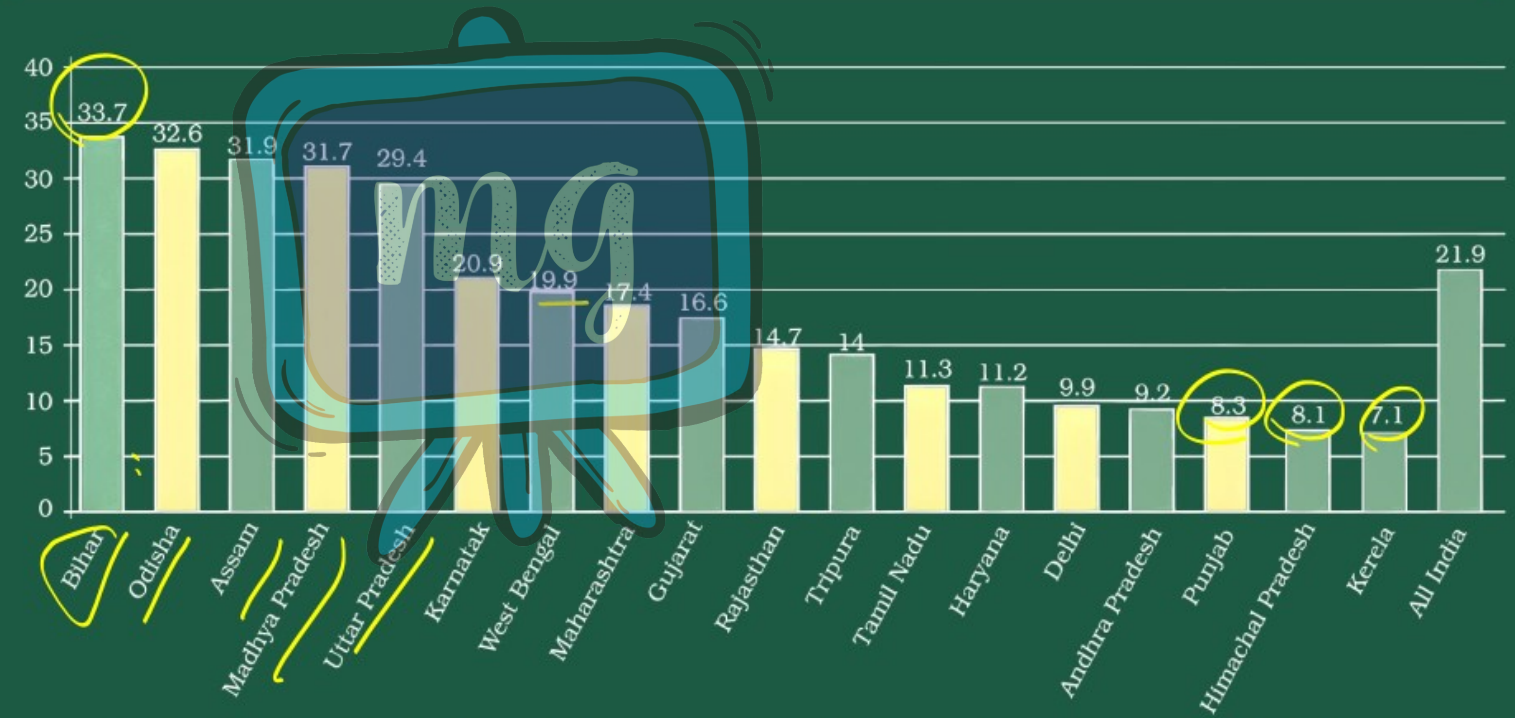

Poverty Ratio in Selected Indian States (As per 2011 Census)

Under CSR Support by
ipca | Foundation

missiongyan
LET'S LEARN TOGETHER

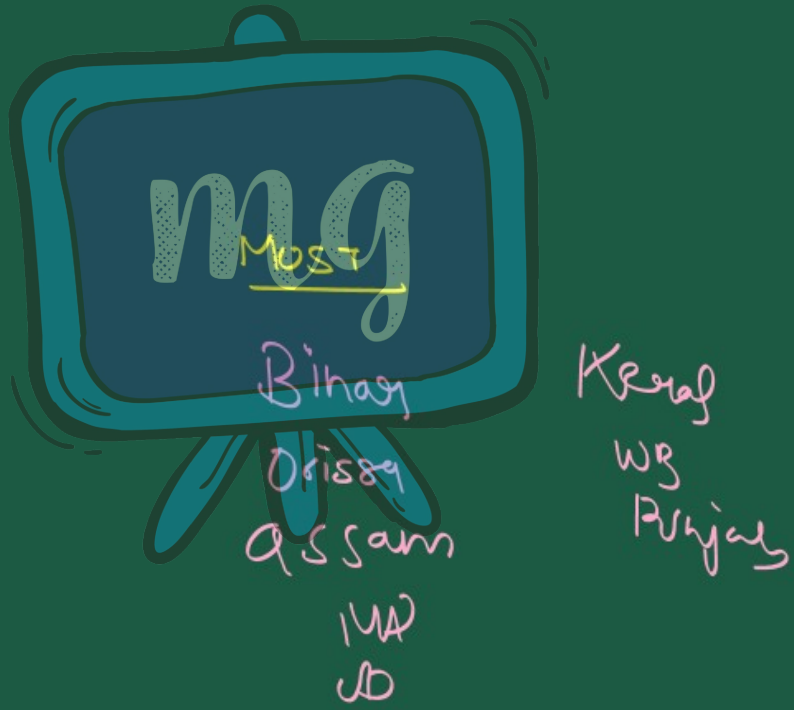

Under CSR Support by ipca Foundation

missiongyan LET'S LEARN TOGETHER



- Poverty Levels differ across India.
- While poverty has decreased overall, some States struggle more.
- Bihar and Odisha currently have the highest Poverty Rates (Over 30%).
- Odisha, Madhya Pradesh, Bihar and Uttar Pradesh also have high Rural and Urban Poverty.

Under CSR Support by ipca Foundation

missiongyan LET'S LEARN TOGETHER



☛ Kerala, Maharashtra, Andhra Pradesh, Tamil Nadu, Gujarat and West Bengal have seen significant declines in poverty.

Under CSR Support by
ipca | Foundation

missiongyan
LET'S LEARN TOGETHER



Reasons for success

- High Agricultural Growth. (Punjab, Haryana)
- Focus on Human Resource Development & Education (Kerala)
- Land Reforms (West Bengal)
- Improved Food Distribution (Andhra Pradesh, Tamil Nadu)

Under CSR Support by
ipca | Foundation

missiongyan
LET'S LEARN TOGETHER



GLOBAL POVERTY SCENARIO

Under CSR Support by
ipca | Foundation

missiongyan
LET'S LEARN TOGETHER



EXTREME POVERTY

- People living on less than $1.90 a day.
- Significantly decreased worldwide.
  (36% in 1990 → 10% in 2015)
- Regional Differences

  Poverty reduction has been uneven across regions.

Under CSR Support by ipca | Foundation

missiongyan LET'S LEARN TOGETHER

Share of People Living on $1.90 a Day (2005–2019)

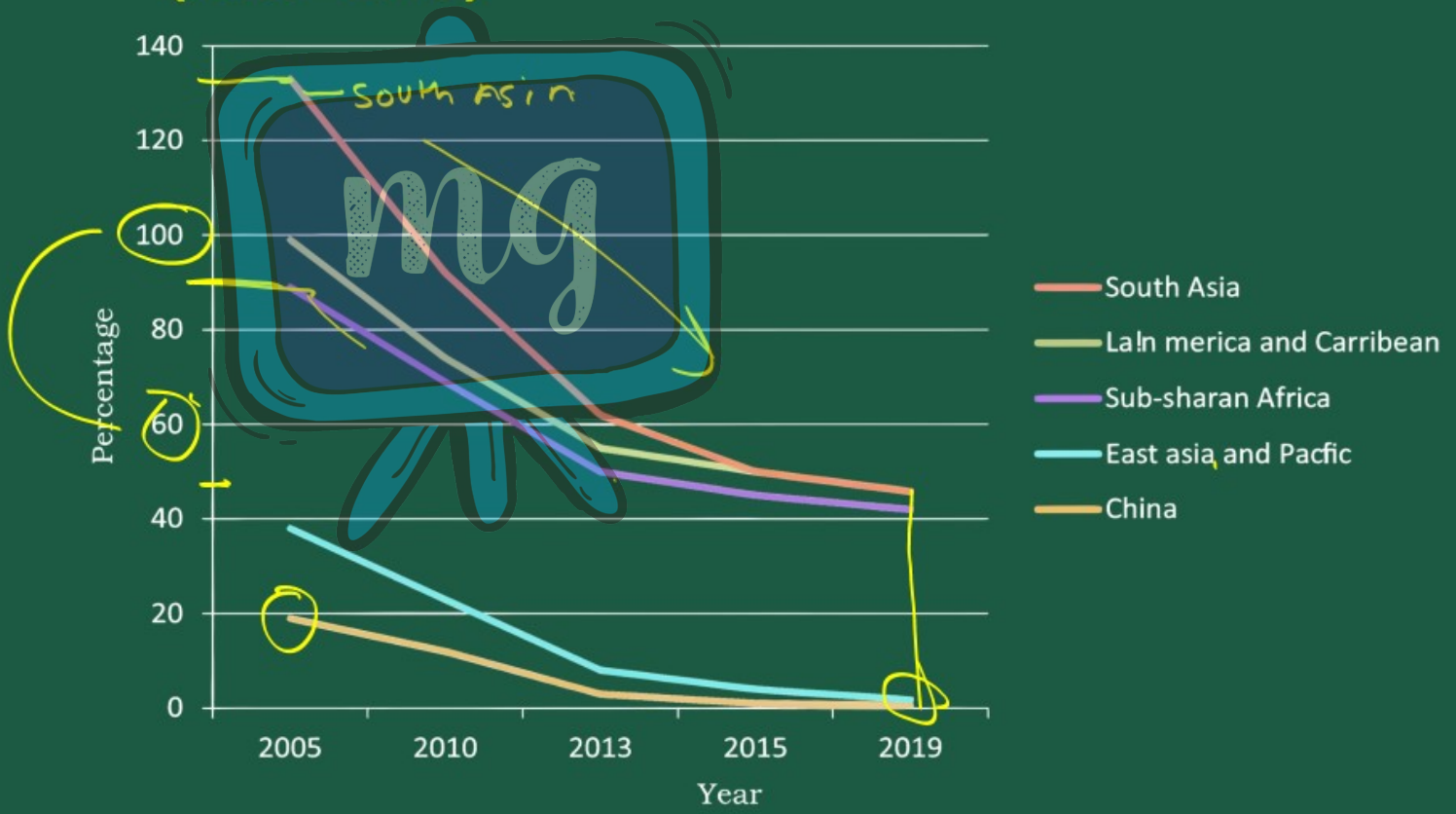

Under CSR Support by ipca Foundation

missiongyan LET'S LEARN TOGETHER



CHINA AND SOUTHEAST ASIA

- Substantial decline in poverty.

Reason

Economic Growth and Investments in Education.

(China's Poverty Rate went from 88% in 1981 to 0.6% in 2019)

Under CSR Support by ipca Foundation

missiongyan LET'S LEARN TOGETHER

SOUTH ASIA



- Poverty declined rapidly.
- (34% in 2005 to 15.2% in 2014)
- The number of poor people also declined.

Under CSR Support by ipca Foundation

missiongyan LET'S LEARN TOGETHER

SUB-SAHARAN AFRICA

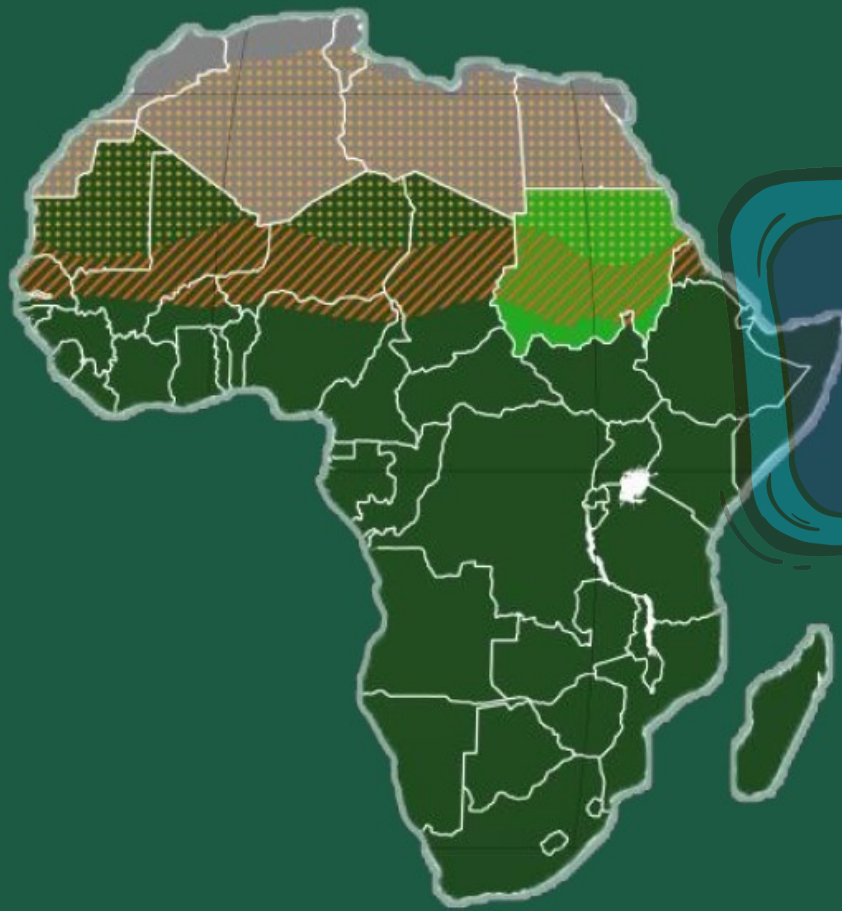

Slower decline.

(51% in 2005 to 40.2% in 2018)



Under CSR Support by
ipca | Foundation

missiongyan
LET'S LEARN TOGETHER

LATIN AMERICA



Poverty declined.

(10% in 2005 to 4% in 2018)

Under CSR Support by ipca Foundation

missiongyan LET'S LEARN TOGETHER

FORMER SOCIALIST COUNTRIES

Poverty re-emerged in some countries.

(Like Russia)



Under CSR Support by ipca Foundation

missiongyan LET'S LEARN TOGETHER

The New Sustainable Development Goals of the United Nations (UN) Proposes Ending Poverty of All Types by 2030.



Under CSR Support by
ipca | Foundation

LEARNING OUTCOMES

missiongyan
LET'S LEARN TOGETHER



1. Concept of Vulnerability
2. Global Poverty Scenario

Under CSR Support by ipca | Foundation

ASSESSMENT

missiongyan LET'S LEARN TOGETHER



1 Which of the following states currently have the highest poverty rates in India?

A) Kerala and Maharashtra

B) Bihar and Odisha

C) Gujarat and West Bengal

D) Andhra Pradesh and Tamil Nadu

Under CSR Support by ipca | Foundation

ASSESSMENT

missiongyan LET'S LEARN TOGETHER



2 Which of the following states currently have the lowerst poverty rates in India?

A Kerala

B Bihar

C West Bengal

D Uttar Pradesh

Under CSR Support by ipca | Foundation

ASSESSMENT

missiongyan LET'S LEARN TOGETHER



3 Which region experienced the most dramatic decline in poverty rates due to economic growth and investments in education?

A Sub-Saharan Africa

B Latin America

C China and Southeast Asia

D South Asia