Under CSR Support by
ipca | Foundation

missiongyan
LET'S LEARN TOGETHER



CLASS – 9

SOCIAL SCIENCE

Economics

CH-2 : People as Resource

Part – 2

Quality of Population

Vaishnavi Agrawal

Under CSR Support by ipca | Foundation

OVERVIEW

missiongyan LET'S LEARN TOGETHER



1. Human Capital
2. Economic Activities by Men & Women
3. Quality of Population

Under CSR Support by
ipca | Foundation

missiongyan
LET'S LEARN TOGETHER



QUALITY OF POPULATION

Under CSR Support by
ipca | Foundation

missiongyan
LET'S LEARN TOGETHER

QUALITY OF POPULATION

Depends upon

- Literacy Rate
- Health of a Person (Indicated by Life Expectancy)
- Skill Formation

Under CSR Support by
ipca | Foundation

missiongyan
LET'S LEARN TOGETHER



EDUCATION

- Education helps people to get better jobs and earn more money. (Like Sakal)
- It also makes the country richer & improves society as a whole.

Under CSR Support by
ipca | Foundation

missiongyan
LET'S LEARN TOGETHER

Steps taken by government to promote education

1. Establishing Schools Like Navodaya Vidyalaya.
2. **Sarva Siksha Abhiyan**

   It Aimed to Provide Elementary Education to All Children Aged 6–14 Years.

Under CSR Support by
ipca | Foundation



missiongyan
LET'S LEARN TOGETHER

3. Vocational Streams Started in Schools to Provide Practical Skills to Students.
4. Starting Bridge Courses and Back-to-School Camps to Boost Elementary Education Enrollment.
5. Mid-Day Meal Scheme.

Under CSR Support by
ipca | Foundation

missiongyan
LET'S LEARN TOGETHER



Under CSR Support by
ipca | Foundation

missiongyan
LET'S LEARN TOGETHER

6. Expenditure on Education as a Percentage of GDP Increased From 0.64% to 3.1% From 1951–52 to 2019–20.

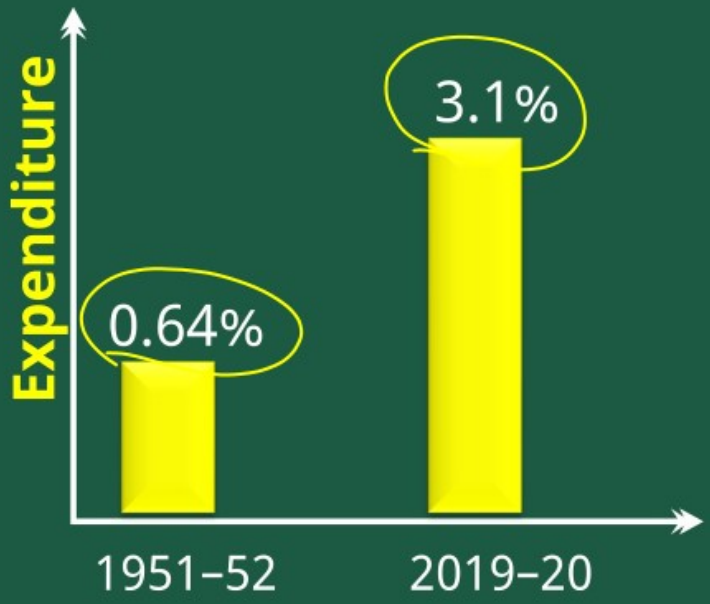

Under CSR Support by
ipca | Foundation

missiongyan
LET'S LEARN TOGETHER

7. Government has Focused on –

- Adopting State-Specific Curriculum
- Modification
- Vocationalisation
- Information Technology

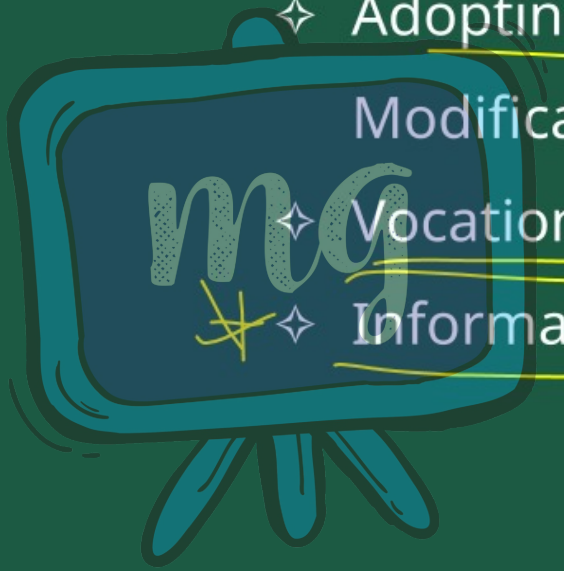

Under CSR Support by
ipca | Foundation

missiongyan
LET'S LEARN TOGETHER

8. There is Also Focus on –
   - ✧ Distance Education
   - ✧ Convergence of Formal, Non-Formal, Distance and IT Education Institutions.



Under CSR Support by
ipca | Foundation

missiongyan
LET'S LEARN TOGETHER

9. Over the Past 60 years, there has been a Significant Growth in the Number of University and Institutions of Higher Learning.

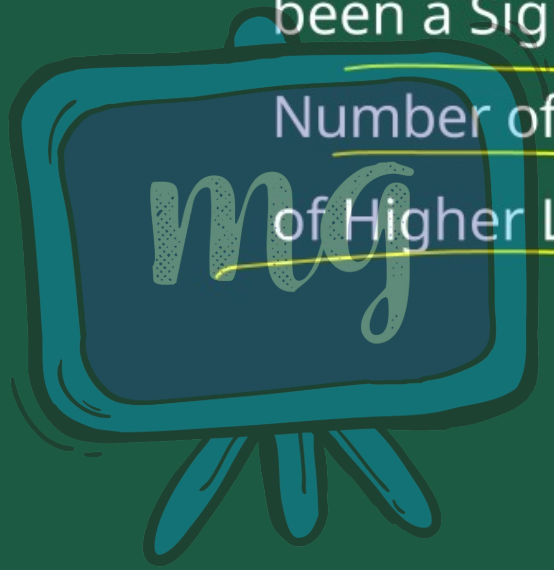

Under CSR Support by
ipca | Foundation

missiongyan
LET'S LEARN TOGETHER

NUMBER OF INSTITUTIONS OF HIGHER EDUCATION, ENROLMENT AND FACULTY				
Year	Number of Colleges	Number of Universities	Students	Teachers in Universities & Colleges
1950 – 51	750	30	2,63,000	24,000
1990 – 91	7,346	177	49,25,000	2,72,000
1998 – 99	11,089	238	74,17,000	3,42,000
2010 –11	33,023	523	186,70,050	8,16,966
2012 –13	37,204	628	223,02,938	9,25,396

Under CSR Support by
ipca | Foundation

missiongyan
LET'S LEARN TOGETHER

Year	Number of Colleges	Number of Universities	Students	Teachers in Universities & Colleges
2014 –15	40,760	711	265,85,437	12,61,350
2015 –16	41,435	753	284,84,741	14,38,000
2016 –17	42,338	795	294,27,158*	14,70,190*
2017–18	41,012	851	366,42,378	12,84,957
2018–19	39,931	993	37,399,388	14,16,299
2019–20	44,374	1,236	38,275,207	12,07,204

Under CSR Support by
ipca | Foundation

missiongyan
LET'S LEARN TOGETHER

- The Gross Enrolment Ratio (GER) in higher education in the age group of 18 to 23 years is 27% in 2019–20, which would be broadly in line with world average.

Under CSR Support by
ipca | Foundation

missiongyan
LET'S LEARN TOGETHER

☛ Literacy Rate surged from 18% in 1951 to 85% in 2018.

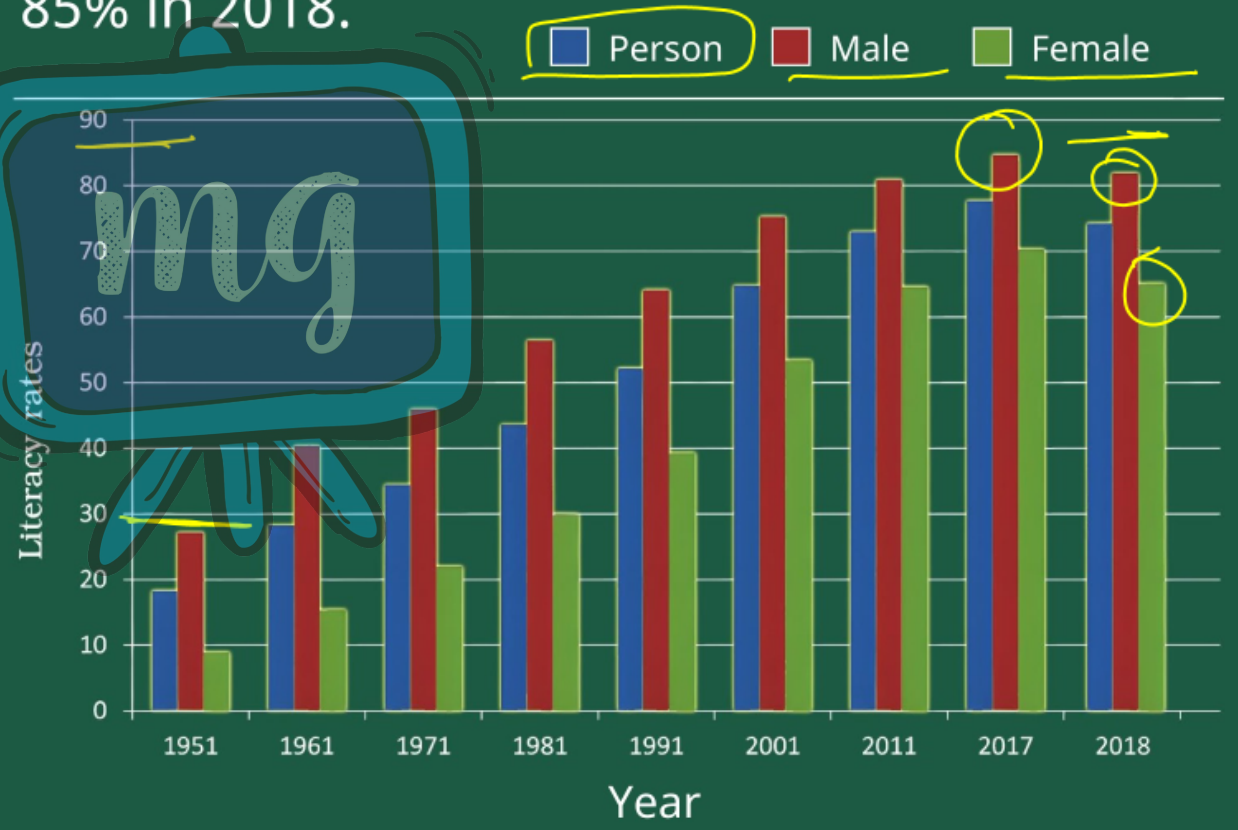

Under CSR Support by
ipca | Foundation

missiongyan
LET'S LEARN TOGETHER

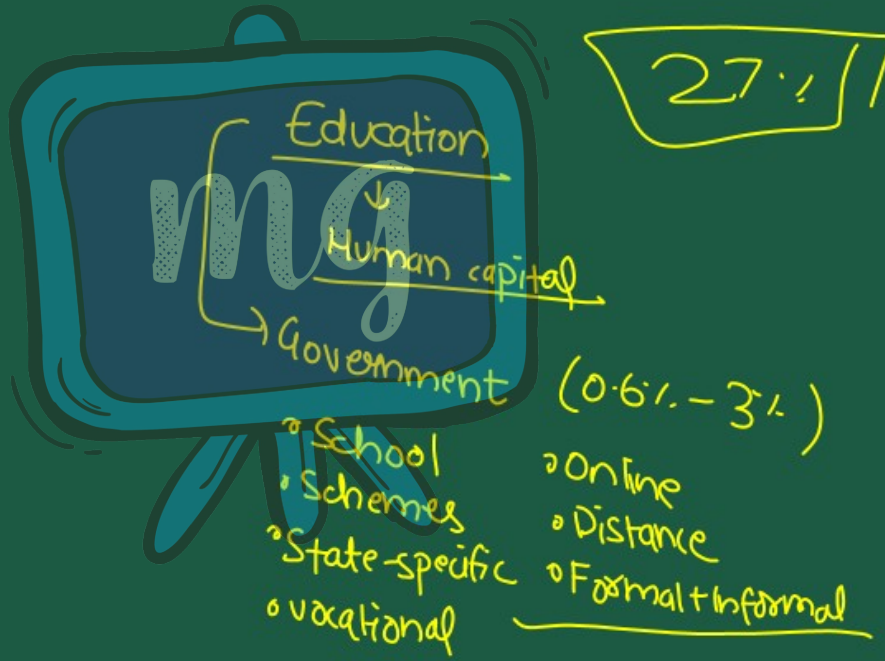

Under CSR Support by
ipca | Foundation

missiongyan
LET'S LEARN TOGETHER

Shortcomings

1. Literacy Among Males is Nearly 16.1% Higher than Females.
2. Literacy is About 14.2% Higher in Urban Areas Compared to Rural Areas.

Under CSR Support by
ipca | Foundation

missiongyan
LET'S LEARN TOGETHER

3. **As Per the 2011 Census**

   Literacy Rates Varied Among States –

   - 94% in Kerala
   - 62% in Bihar

4. The Primary School System is Expanding, But the Quality of Schooling Remains Poor.

Under CSR Support by
ipca | Foundation

missiongyan
LET'S LEARN TOGETHER

5. There are High Dropout Rates, which Dilute the Impact of the Expansion of Schools.
6. The Expenditure on Education as a Percentage of GDP has Declined to 2.8% in 2020–21.

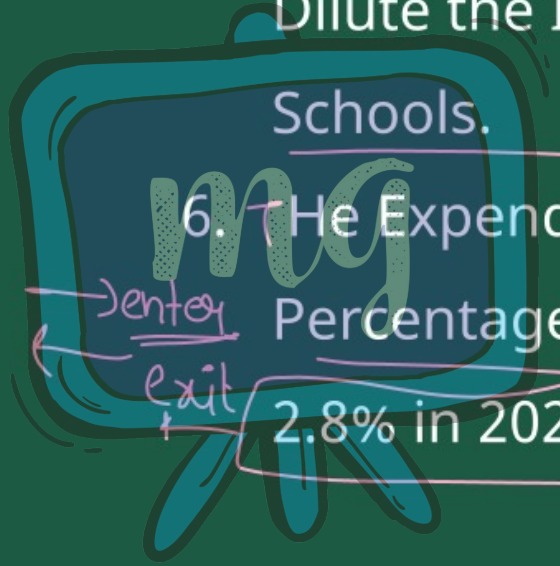

Under CSR Support by
ipca | Foundation

missiongyan
LET'S LEARN TOGETHER

HEALTH

Quality health allows people to reach their full potential and fight-off illness.



Under CSR Support by
ipca | Foundation

missiongyan
LET'S LEARN TOGETHER

Steps taken by the government

- Building a Large Network of Healthcare Facilities.
- Training of Doctors, Nurses & Other Healthcare Professionals at All Levels.

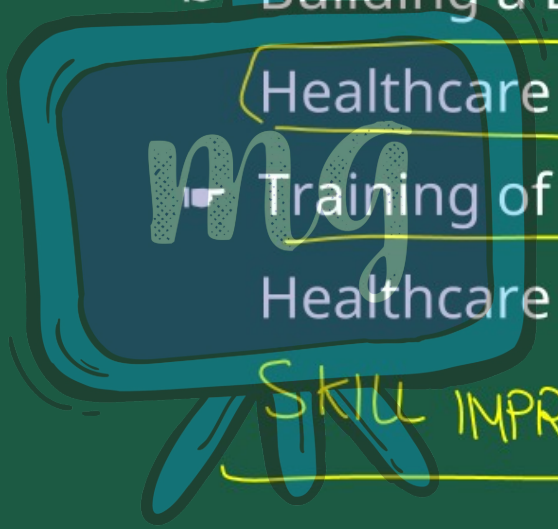

Under CSR Support by
ipca | Foundation

missiongyan
LET'S LEARN TOGETHER

HEALTH INFRASTRUCTURE OVER THE YEARS

	2014	2015	2016	2017	2018	2019
HSC/PHC/CHC	182,709	184,359	185,933	187,505	189,784	1,78,548
Dispensaries and Hospital	29,715	29,957	30,044	31,641	31,733	31,986 (Under Ayush Management)
Beds (Govt.)	675,779	754,724	6,34,879	710,761	713,986	818,396

Under CSR Support by ipca | Foundation

missiongyan LET'S LEARN TOGETHER

	2014	2015	2016	2017	2018	2019
Registered Doctor in Medical Council	36,355	41,711	44.934	43.581	22,567 (Registered Allopathic Doctor at PHCs)	29,799 (Registered Allopathic Doctor at PHCs)
Nursing Personnel (ANM+RN & RM+LHV)	29,715	29,957	30,044	31,641	31,733	31,986 (Under Ayush Management)

Under CSR Support by
ipca | Foundation

missiongyan
LET'S LEARN TOGETHER

POSITIVE RESULTS

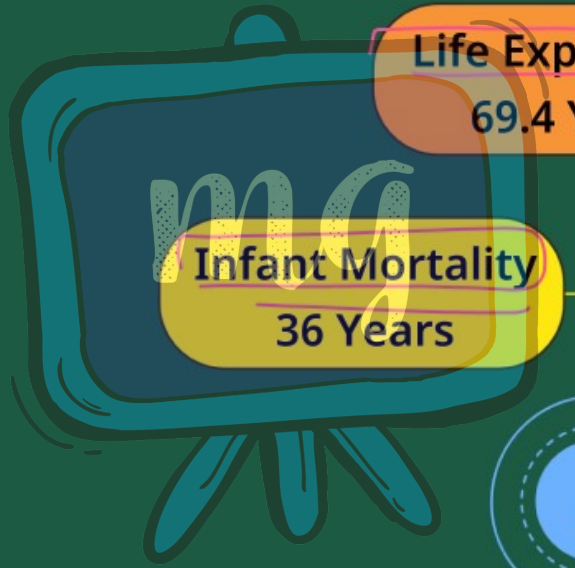

1. Life Expectancy
   69.4 Years
2. Infant Mortality
   36 Years
3. Crude Birth Rate
   20 Years
4. Death Rate
   6.2 Years

Under CSR Support by
ipca | Foundation

missiongyan
LET'S LEARN TOGETHER

POSITIVE RESULTS

- Life Expectancy

  Increased to over 69.4 years in 2016.

- Infant Mortality Rate

  Death of Babies under 1 year.

  Dropped dramatically.

- Infant Mortality Rate (IMR)

  Decreased from 147 in 1951 to 36 in 2020.

Under CSR Support by
ipca | Foundation

missiongyan
LET'S LEARN TOGETHER

- Crude Birth Rate

  Dropped to 20.

- Death Rate

  Reduced to 6.2 in 2018.



Under CSR Support by
ipca | Foundation

missiongyan
LET'S LEARN TOGETHER

Shortcomings

- There are Many Places in India which Do Not have Even these Basic Facilities.
- There are Only 542 Medical Colleges in the Country and 313 Dental Colleges.

Under CSR Support by
ipca | Foundation

missiongyan
LET'S LEARN TOGETHER

☛ **Just 4 States**

1. Andhra Pradesh
2. Karnataka
3. Maharashtra
4. Tamil Nadu

have the Maximum Number of Medical Colleges.

Under CSR Support by ipca | Foundation

LEARNING OUTCOME

missiongyan LET'S LEARN TOGETHER



1. Importance of Education in improving Job Prospects, Earnings & Overall Societal Wealth
2. Various Government Programs Aimed at Promoting Education
3. Significance of Healthcare

ASSESSMENT



1 What is the main benefit of Education?

- A. Increased Leisure Time
- B. Better Jobs and Higher Earnings
- C. More Physical Capital
- D. Higher Taxes



2 Which state has the Maximum Number of Medical Colleges?

- A. Maharashtra
- B. Rajasthan
- C. Chattisgarh
- D. Madhya Pradesh